

Central Office

Operational Activity
Data valid on 31 December 2025



Received reports/complaints in 2025

From EU institutions, bodies, offices and agencies	143
From national authorities	2 107
From private parties ¹	4 629
Ex officio	87
Total	6 966

Number of cases opened in 2025 based on reports/complaints received²

102
1 661
208
59
2 030

Estimated damage



€48.7 billion

All active cases

3 602

Estimated damage

€67.27 billion

Expenditure fraud cases



2 450

Estimated damage

€18.67 billion

Estimated actual damage
€16.41 billion

Estimated potential damage
€2.26 billion

Estimated damage to the EU
€18.34 billion

Estimated damage to other parties
€336.2 million

Revenue fraud cases (VAT + Customs)



981

Estimated damage

€45.01 billion

Corruption in expenditure fraud cases

153

Estimated damage

€2.92 billion

Other fraud cases³

171

Estimated damage

€3.59 billion

Estimated damage to the EU
€2.87 billion

Estimated damage to other parties
€51.4 million



987

Active cases with a cross-border dimension

1 524

Decisions to assign measures to assisting EDPs in a different participating Member State

€1.13 billion

Freezing orders granted in 2025



€288.93 million

Assets frozen in 2025

Indictments



275

1 438

Number of persons indicted

Estimated damage notified to the European Commission and other IBOAs⁴

€162.7 million

Expenditure fraud

€1.18 billion

Revenue fraud



292⁵

Dismissed cases



625⁶

Number of persons in dismissed cases

Simplified prosecution procedures



99

143

Number of persons indicted

€8.6 million

Expenditure fraud

€11.8 million

Revenue fraud



325⁷








Cases referred to national authorities



855⁸

Number of persons in referred cases

JUDICIAL ACTIVITY

	Ongoing cases in the trial phase	517
	Number of first court decisions	185
	Number of appeals against first court decisions	21
	Number of ongoing cases in the appeal phase	56
	Number of final court decisions	168
	Convictions	159
	Number of persons convicted	288
	Acquittals	8
	Number of persons acquitted	22

NUMBER OF EPPO ACTIVE CASES CONTAINING THE OFFENCE

	1 820		648		529		981
Non-procurement expenditure fraud	50.53%	Procurement expenditure fraud	17.99%	Participation in criminal organisation	14.69%	Revenue fraud cases (VAT + Customs)	27.23%
	169		153		350		615
Corruption	4.69%	Misappropriation	4.25%	Money laundering	9.72%	Inextricably linked offence	17.07%

ACTIVE FUNDING FRAUD CASES

Broken down by programme

Agricultural and rural development programmes	541	Climate and environment programmes	11
Maritime and fisheries programmes	50	Recovery and resilience programmes	512
International cooperation programmes	23	Mobility and transport, energy and digitalisation programmes	19
Regional and urban development programmes	640	Asylum, migration and integration programmes	13
Education and culture-related programmes	47	Industry, entrepreneurship and SME programmes	14
Research and innovation programmes	40	Security and defence programmes	6
Employment, social cohesion, inclusion and values programmes	215	Other programmes/doubt cases	478